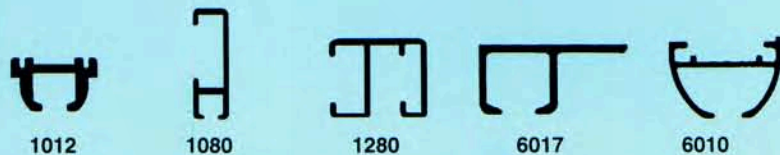
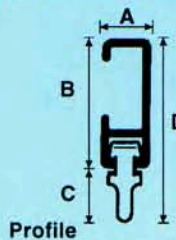


# Application Information Silent Gliss® Hand Operated Drapery Track Systems

Product Selector		Application						Installation			Window Type		
		Max. Length	Weight (L=Light, M=Medium, H=Heavy)	Pinch-Pleat	S/Z-Fold	Box-Pleat	Wall	Ceiling	Recessed	Suspended	Bay/Bow	Custom Curve	Skylight/Sloping
System	Description												Profile
1012	Light to medium weight drapery track system especially designed for use in R.V.'s, boats and airplanes. For both straight & curved applications.	6 m 20 ft	L to M	●				●		●	●		1012
1080	Medium duty hand or baton drawn system for both curved and straight applications. Also used for Silent Gliss 3600 Picture Hanging System.	12 m 40 ft	M	●				●	●	●	●		1080
1280	Medium duty hand or baton drawn system for both curved and straight applications. Ideal for hotel and motel applications.	12 m 40 ft	M	●				●	●		●		1280
6017	Medium duty hand or baton drawn system for straight and some curved applications. Ideal for trains, boats and R.V.'s.	6 m 20 ft	M	●	●			●			●		6017
6010	Medium to heavy duty hand or baton drawn system for both curved and straight applications. Ideal for hotel, offices and hospitals.	6 m 20 ft	M	●	●	●	●	●			●	●	6010

## Profile Dimensions

Note: Profile illustrations are not necessarily to scale. Refer to chart below for dimensions.



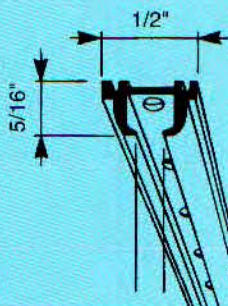
A	Profile Width	12 mm (1/2")	8 mm (5/16")	20 mm (13/16")	25mm (1")	22 mm (7/8")
B	Profile Height	7 mm (5/16")	23 mm (15/16")	17 mm (11/16")	12 mm (1/2")	16 mm (5/8")
C	with Glider 3533	10mm (7/16")	10mm (7/16")			
	with Glider 3570	9mm (3/8")	9mm (3/8")			
	with Roller 3911			10mm (7/16")		
	with Glider 6083				10mm (3/8")	10mm (3/8")
	with Glider 6143				12mm (1/2")	12mm (1/2")
	with Roller 6283				10mm (3/8")	10mm (3/8")
	with Roller 6098				29mm (1 3/16")	29mm (1 3/16")
	with Glider 6147N/S				40mm (1 5/8")	40mm (1 5/8")
D	with Glider 3533	17mm (11/16")	33mm (1 5/16")			
	with Glider 3570	16mm (5/8")	32mm (1 1/4")			
	with Roller 3911			27mm (1 1/8")		
	with Glider 6083				22mm (7/8")	26mm (1 1/16")
	with Glider 6143				24mm (15/16")	28mm (1 1/8")
	with Roller 6283				22mm (7/8")	26mm (1 1/16")
	with Roller 6098				41mm (1 5/8")	45mm (1 13/16")
	with Glider 6147N/S				52mm (2 1/16")	56mm (2 1/4")



# Hand Operated Drapery Track System Silent Gliss® 1012

**1012**

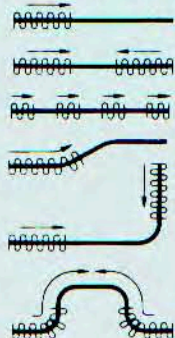
**1:1**



## Product Information

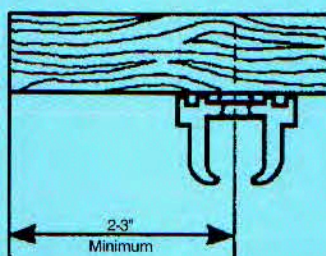
- #1012 is a light to medium duty hand drawn drapery track system
- Patented Silent Gliss technology eliminates friction from the gliders providing smooth and silent traversing of curtains
- Extremely small profile for an aesthetically pleasing look
- Curvable on both inside and outside radii, to a minimum radius of 4"
- Available in lengths to 20' or may be bridged for longer requirements
- Standard clear anodized finish
- Particularly suitable for:
  - Sleeper Trucks
  - Windshield Closures
  - R.V.'s
  - Airplanes
  - Boats
- 5 Year Warranty

## Bending & Stacking Possibilities



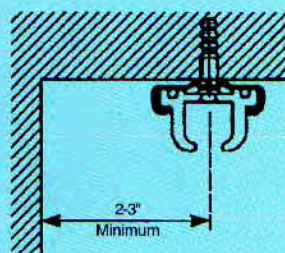
Min. radius R  
1012 = 4"

## Installation



Wooden Ceilings


Plaster/Concrete Ceilings



## Standard Components



**3112**  
Metal  
Bracket



**3534**  
Gliders



**3070**  
Eyelet  
Endstop

## Optional Components



**3017**  
Endstop



**3511**  
Glider



**3570**  
Rotating  
Glider




**3582**  
Hook



**3020**  
Hook




**3032**  
Spring  
Stop



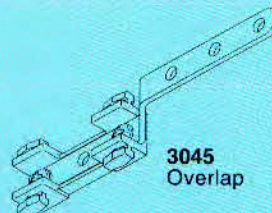
**3700**  
Baton  
36"  
**3750**  
48"



**3121**  
Delrin  
Bracket  
(Black or White)



**3064**  
Connecting  
Bridge



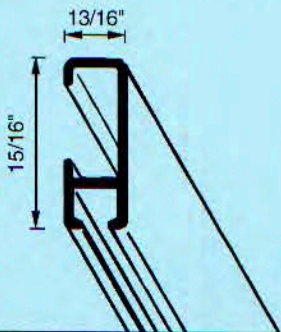
**3045**  
Overlap



# Hand Drawn Curtain Track System Silent Gliss® 1080

1080

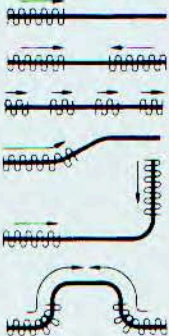
1:1



## Product Information

- #1080 is a universally light to medium duty hand drawn drapery track
- Elegant and robust, yet budget-minded
- Available in standard clear anodized finish or optional white painted finish
- Smooth, quiet and efficient operation on straight and curved applications
- Curvable on both inside and outside radii, with min. radius of 3"
- Allows easy returns
- Perfect as ceiling mounted or suspended shower track
- Particularly suitable for hotels, motels, offices, schools, homes, apartments, hospitals and nursing homes
- 5 Year Warranty

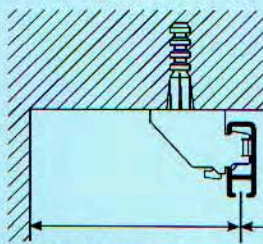
## Bending & Stacking Possibilities



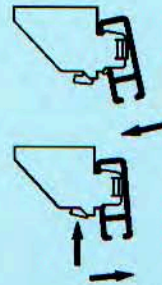
Min. radius R  
1080 = 3"

## Installation

### Ceiling Mount



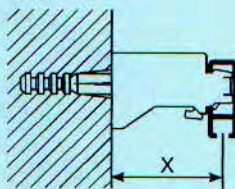
Bracket #3603 to be spaced approx. 24"-36" o.c.



Brackets may be pre-installed and system snapped onto brackets OR brackets may be attached onto tracks and entire system mounted to ceiling.

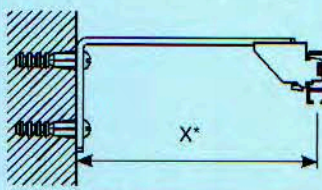
To remove system from brackets use a screw driver to release the track and remove in an upward motion (opposite to the mounting of the track)

### Wall Mount



Fasten #3630, or #3660 brackets onto wall, approx. 24" o.c., then snap track onto brackets.

Bracket	X
3630	1 1/2"
3660	2 1/2"

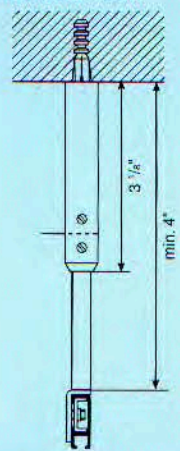


Use #0829-0831 Extension brackets with #3603 ceiling bracket for various projections from wall.

Bracket	X
0829	2 1/2" - 3 1/2"
0831	3 3/4" - 4 1/2"
0829+0828	5" - 6 1/2"
0831+0828	5 1/2" - 8.0"

### Suspended Ceiling Mount

Hanger with Suspension #3610



Fasten #3610 Suspension Hanger onto ceiling at max. 4" o.c.

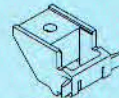
## Standard Components



3534  
Glider-on-the-Rod (20 pcs)



3070  
Endstop

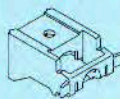


3603  
Ceiling Bracket



3605  
Endcover

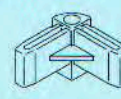
## Optional Components



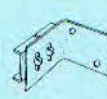
3630  
Wall/Ceiling Bracket



3660  
Wall/Ceiling Bracket



3638  
Corner Connection



3618  
Wall Mount Bracket



3555  
Sew-in Adjustable Hook



0829  
2 3/4" Wall Extension Bracket



0831  
4" Wall Extension Bracket



0828  
3" Slider



3657  
Connecting Bridge for Ceiling Mount



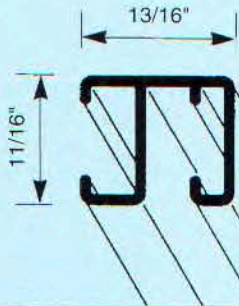
3620  
Connecting Bridge for Wall Mount



# Hand Drawn Curtain Track System Silent Gliss® 1280

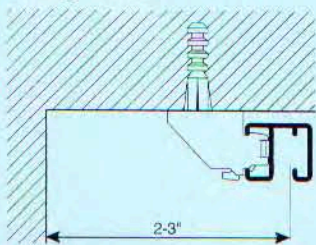
1280

1:1

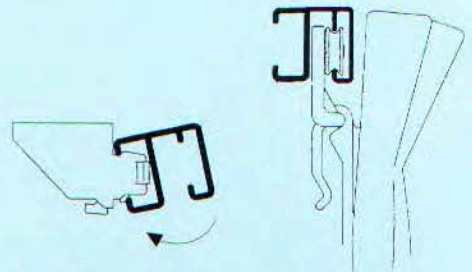


## Installation

### Ceiling Mount

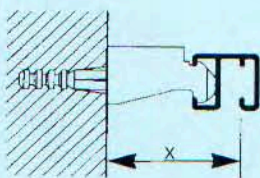


Bracket #3603 to be spaced approx. 24"-36" o.c.

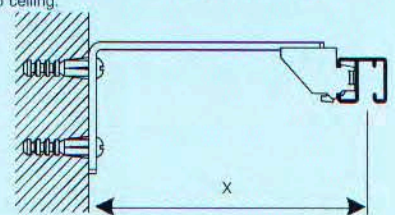


Brackets may be pre-installed and system snapped onto brackets or brackets may be attached onto tracks and entire system mounted to ceiling.

### Wall Mount



Fasten #3630 or #3660 brackets onto wall, approx. 24"-36" o.c., then snap track onto brackets.



Use #0829 or #0831 extension brackets with #3603 ceiling bracket for various projections from wall.

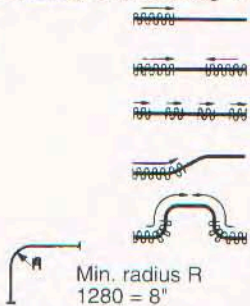
Bracket	X
3630	(1 <sup>3</sup> / <sub>16</sub> " )
3660	(2 <sup>3</sup> / <sub>16</sub> " )

Bracket	X
0829	2 <sup>1</sup> / <sub>8</sub> - 3 <sup>3</sup> / <sub>16</sub> "
0831	3 <sup>3</sup> / <sub>16</sub> - 4 <sup>7</sup> / <sub>16</sub> "

## Product Information

- #1280 is a medium to heavy duty hand drawn drapery track
- Patented roller gliders with large wheels glide on rim of front channel with very little friction for smooth and easy traversing
- Offset roller hooks allow pleats to hang straight, conceal track and also reduce friction for easy movement of the drapery
- Curvable on both inside and outside radii, with min. radius of 8"
- Available in standard white painted finish or optional clear anodized
- Solid track permits mounting brackets to be spaced 24-36" on center for fast installation
- Eyelet endcover serves as endstop for the draperies and gives track a neat finish
- Systems up to 40 ft.
- Ideal for use with overlap master and batons (i.e. can be mounted behind or in front of the drapery)
- Also available with magnetic lead gliders that permit good closing of draperies without overlap carriers
- Ideal for hotels, motels, offices, schools, homes, apartments, hospitals, and nursing homes
- 5 Year Warranty

## Bending & Stacking Possibilities

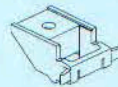


Min. radius R  
1280 = 8"

## Standard Components



3922  
Roller  
(strip of 20)



3603  
Ceiling  
Bracket



3700  
Baton  
36"  
3750  
Baton  
48"



3935  
Straight  
Overlap Arm



3985  
Eyelet  
Endcover/  
Endstop

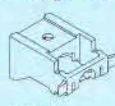


3936  
Overlap Arm

## Optional Components



3660  
Wall/Ceiling  
Bracket



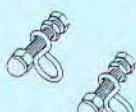
3630  
Wall/  
Ceiling  
Bracket



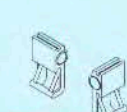
0829  
2<sup>3</sup>/<sub>4</sub>" Wall  
Extension  
Bracket



0831  
4.0"  
Wall Extension  
Bracket



3949  
S-hook comb.  
for outside  
mount batons



3945/46  
Magnetic Glider  
(left/right)



3942  
Snap-in  
Endstop



3932  
Spring  
Stop



3555  
Sew-in  
Adjustable  
Hook



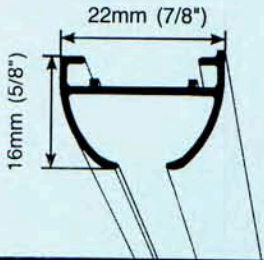
3620  
Connecting  
Bridge



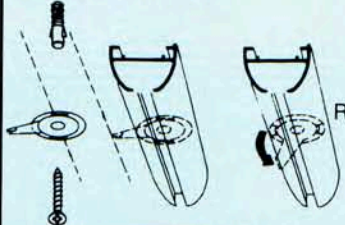
# Cubicle Track System Silent Gliss® 6010

**6010**

**1:1**



## Installation



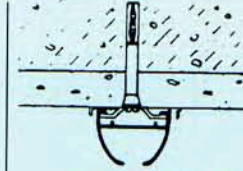
Screw clamps #3825 to ceiling, spaced evenly at approx. 60cm (24") o.c., starting as close to ends as possible.

Fix Track over clamps (R=roomside)

Rotate clamps counter-clockwise to lock track into place



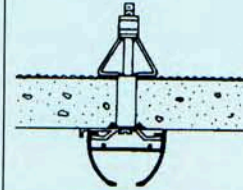
Mounting of connecting bridge #3802.



Ceiling mounted onto plaster and concrete



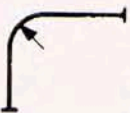
Ceiling mounted onto suspended ceiling using wooden blocking. (Into T-bars: Use self-tapping screws.)



Ceiling mounted onto plaster and metal lath

## Product Information

- #6010 is a light weight, yet efficient ceiling mounted cubicle track
- Elegant, aesthetically pleasing look.
- Available with stainless steel hooks or nylon hooks for buttonhole drapes
- Unique break-away system allows separation of hooks from glider when draperies are pulled with excessive force, thus preventing damage to installation or injury to patients
- Since the track is mounted with unique, hidden swing clamps, the curtains glide easily and smoothly without being hindered by screw marks on the glider channel or by screw heads sticking out inside the track
- Due to its oval shape and smooth, light etched anodized surface the track is highly dust resistant
- Equipped with a concave, self-cleaning gliding channel, the track meets the highest hygienic health standards
- Available in standard clear anodized or optional white finish
- Available in lengths up to 730cm (24 feet) to allow for un-bridged installations of most configurations
- Particularly suitable for:
  - Hospitals, Nursing Homes
  - Psychiatric Hospitals
  - First Aid Rooms
  - Doctor's Pratices
  - Shower Curtains
- 5 Year Warranty



Can be curved to a minimum radius of 300mm (12")

## Typical Layouts

### 1 Bed/Room



Type 1



Type 2



Type 3

### 2 Beds/Room



Type 4



Type 5



Type 6



Type 7

## Standard Components



**6147N**  
Glider with Nylon Hook



**6053**  
Springstop



**6013**  
Endstop



**3825**  
Swing Clamp

## Optional Components



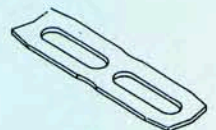
**6094**  
Hook-Roller



**6146N**  
Nylon Hook



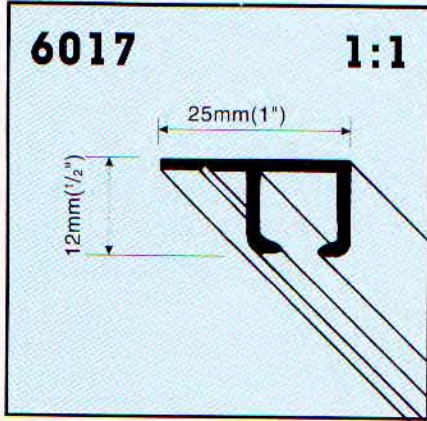
**6147S**  
Glider with Stainless Steel Hook



**3802**  
Connecting Bridge

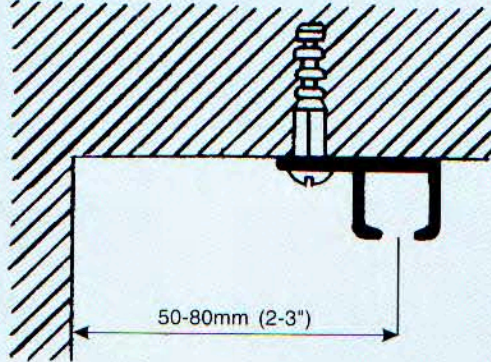


# Hand Drawn Curtain Track System Silent Gliss® 6017



## Installation

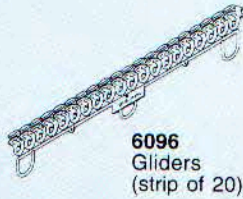
### Ceiling Mount



## Product Information

- #6017 is a hand drawn drapery track for medium duty applications
- Hand or baton drawn
- Slim sturdy profile
- Designed for ceiling mounting without the need for brackets
- System lengths to 6m (20')
- Accommodates Pinch Pleat, S-fold or Z-fold drapery heading (see section "appendix" for additional S/Z-fold information)
- System can be curved (consult Silent Gliss)
- Available in standard clear anodized finish
- Ideal for boats, RV's, airplanes, hospitals, apartments, motels and schools
- 5 Year Warranty


## Standard Components



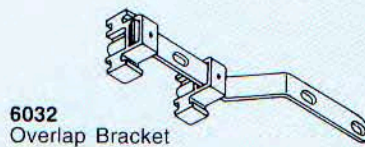
## Optional Components



## Stacking Possibilities

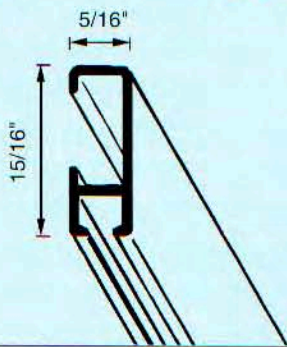


S-fold/Z-fold components refer to section "appendix"



# Picture Hanging System Silent Gliss® 3600

**1080** **1:1**

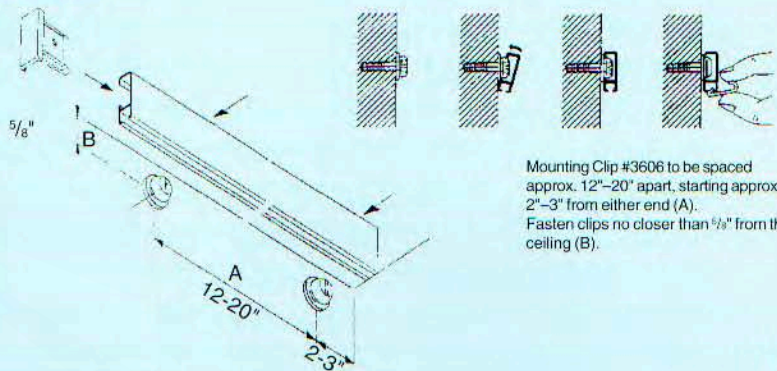


## Product Information

- #3060 is an elegant, aesthetically pleasing rail system for hanging pictures, posters and other light to medium weight wall decorations
- Ideal for use in homes, offices, art galleries, schools, etc.
- Simple to mount to any wall
- Eliminates drilling ugly holes into the wall
- Pictures can be hung by only one person and be easily adjusted at any time horizontally and vertically
- Allows pictures to be moved or changed from time to time, to create a new look, while at the same time preventing non-faded spots on walls
- Rails can be fitted wall to wall, be painted, wall papered over or highlighted as a trim
- Pictures are hung by means of inobtrusive, white (or colored) nylon cords, practically invisible fish line (change from time to time as may dry out)
- Max. recommended weight per picture set: 33 lbs
- 5 Year Warranty

## Installation

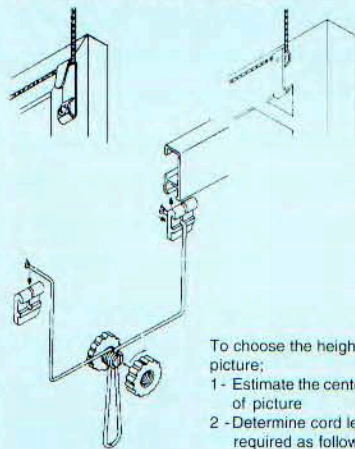
### Wall Mount



Mounting Clip #3606 to be spaced approx. 12"-20" apart, starting approx. 2"-3" from either end (A). Fasten clips no closer than 5/8" from the ceiling (B).

### Assembly of Hanging Set #3665

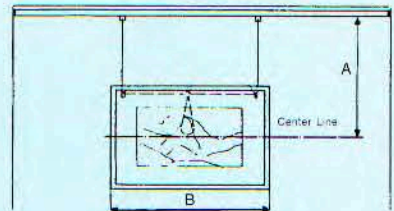
#### For Wooden or Metal Frames



- Screw hook into wooden frame or draw cord through hook for metal frame.
- Make a loop in the cord and place in #3634 height adjuster, and tighten nut of adjusting screw.
- Knot ends of cord and draw through #3663 profile hooks.
- Snap #3663 profile hooks into the picture hanging track, #1080
- Hang picture and adjust height (H); making the cord loop smaller will lower the picture, and enlarging the cord loop raises the picture.

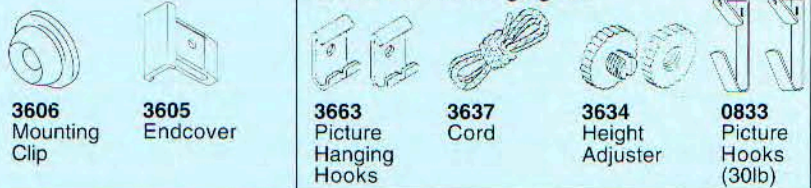


To choose the height of the picture;  
 1 - Estimate the center line of picture  
 2 - Determine cord length required as follows;  
 $(A \times 2) + B$



## Standard Components

### 3665 - Picture Hanging Set



## Optional Components

